

SKAGIT COUNTY
PUBLIC WORKS DEPARTMENT
Ferry Operations Division

2022 Ferry Fare Revenue Target Report
01 July 2022



The following report is prepared annually for submittal to the Board of Skagit County Commissioners pursuant to Resolution R20100050, amended by Resolution R20110382, which establishes the Guemes Island ferry fare revenue target methodology.

Resolution R20110382 states that, “It is the desire of the Board that the County’s ferry fare revenue target be calculated as a percentage of the overall system operating and maintenance costs as computed in the annual deficit reimbursement report provided to the state less revenues from the motor vehicle fuel tax and state ferry deficit reimbursement. In order to balance and mitigate potential large variations in year-to-year maintenance costs and revenues from the motor vehicle fuel tax and state deficit reimbursement, these costs and revenues will be averaged over the previous five county calendar fiscal year periods.”

The ferry fare revenue target shall be calculated, using data from January 1 through December 31 of each calendar year, as follows:

“The five (5) calendar year average of ferry operating and maintenance costs as computed in the prior annual deficit reimbursement reports submitted to the State. For purposes of this resolution, capital expenditures are not included in the ferry operating and maintenance costs and shall be defined as all capital expenditures defined in WAC 136-400-030 and other capital costs including financing and depreciation expenses applied to the replacement, expansion, or creation of ferry system physical elements, less the five (5) year average of the state motor vehicle fuel tax received by the County for operation and maintenance of the ferry system, less the five (5) year average of the State Ferry Deficit Reimbursement received by the County, the total of the above multiplied by 65%.”

Table 1 states the 2022 ferry fare revenue target using figures from 2017 through 2021.

TABLE 1: 2022 REVENUE TARGET CALCULATION						
FARE REVENUE TARGET METHODOLOGY: R20100050, amended by R20110382						
Fiscal Year	2017	2018	2019	2020	2021	5-Year Ave
Operation & Maintenance Expenditures	\$2,863,906	\$1,995,242	\$3,103,772	\$1,886,139	\$3,144,332 ⁽¹⁾	\$2,598,678
Attributable State Motor Vehicle Fuel Tax (MVFT)	(\$168,399)	(\$84,683)	(\$102,636)	(\$141,089)	(\$133,417)	(\$126,045)
WSDOT Ferry Deficit Reimbursement Payment	(\$159,051)	(\$390,074)	(\$102,603)	(\$272,798)	(\$184,560)	(\$221,817)
Adjusted O&M Expenditure	\$2,536,456	\$1,520,485	\$2,898,533	\$1,472,252	\$2,826,355	\$2,250,816
Fare Recovery Requirement						65%
2022 Ferry Fare Revenue Target						\$1,463,031

⁽¹⁾ Source: Skagit County Cayenta Financial System Report – June 9, 2022

In 2017, 2019 and 2021, increased expenditures were due to maintenance performed during the annual haul-out each of those years. There were no haul-out and maintenance periods in 2018 or 2020. The next scheduled haul-out will take place spring 2023.

Table 2 shows the 2021 fare box revenue and the shortfall from the revenue target, using the current fare recovery methodology.

TABLE 2: 2021 REVENUE TARGET	
Ferry Fare Revenue Target	\$ 1,300,624
Fare Box Revenue ⁽¹⁾	\$ 1,115,037
Surplus/(Shortfall) From Revenue Target	\$ (185,587)

⁽¹⁾Fare box revenue does not include vessel replacement surcharge revenue.

Summarized in Table 3 is the total road fund subsidy for 2021. The road fund subsidy is calculated using 2021 O&M expenditures, less the motor vehicle fuel tax (MVFT), less the WSDOT deficit reimbursement, less the fare box revenue. The total road fund subsidy for 2021 was \$1,711,318.

TABLE 3: 2021 ROAD FUND SUBSIDY	
O&M Expenditures	\$ 3,144,332
WSDOT Deficit Reimbursement	\$ (184,560)
Motor Vehicle Fuel Tax (MVFT)	\$ (133,417)
Subtotal (Adjusted O&M Expenditures)	\$ 2,826,355
Fare Box Revenue	\$ (1,115,037)
Road Fund Subsidy	\$ 1,711,318

Table 4 shows fare box revenue for the years 2017 through 2021.

TABLE 4: FARE BOX REVENUE 2017 – 2021	
2017	\$ 1,160,205
2018	\$ 1,232,411
2019	\$ 1,172,643
2020	\$ 1,090,088
2021	\$ 1,115,037

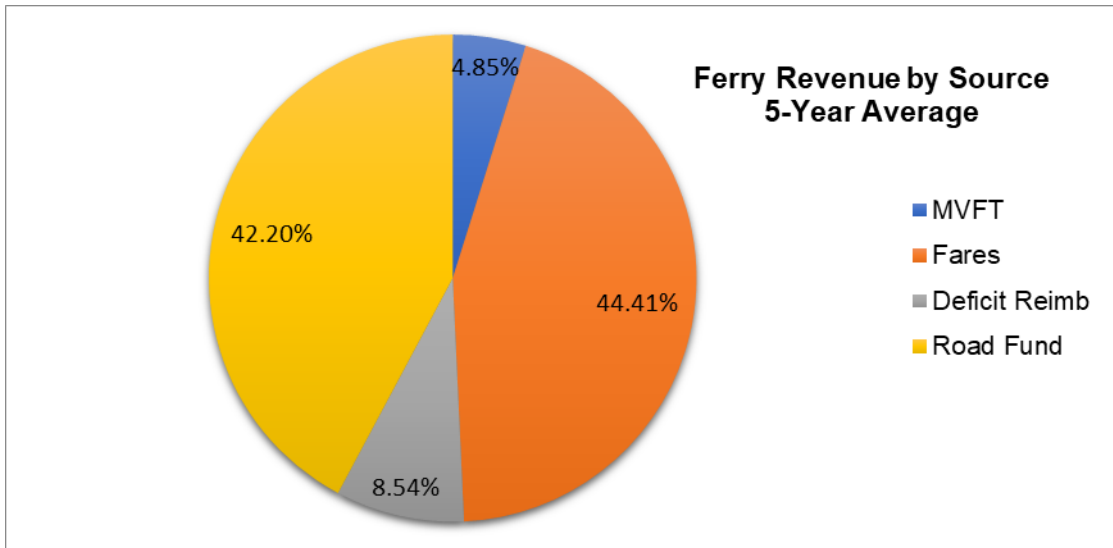
A vessel replacement surcharge was implemented August 1, 2018; surcharge revenue is shown separately in Table 9.

Table 5 contains total revenue and the road fund subsidy for the years 2017 through 2021. Revenue sources include fares, the state motor vehicle fuel tax, the WSDOT ferry deficit reimbursement and the road fund.

TABLE 5: TOTAL REVENUE 2017 – 2021						
	2017	2018	2019	2020	2021	5-Year Average
Fares	\$ 1,160,205	\$ 1,232,411	\$ 1,172,643	\$ 1,090,088	\$ 1,115,037	\$ 1,154,077
MVFT	\$ 168,399	\$ 84,683	\$ 102,636	\$ 141,089	\$ 133,417	\$ 126,045
WSDOT Deficit Reimbursement	\$ 159,051	\$ 390,074	\$ 102,603	\$ 272,798	\$ 184,560	\$ 221,817
Road Fund	\$ 1,376,251	\$ 288,074	\$ 1,725,890	\$ 382,164	\$ 1,711,318	\$ 1,096,739
Total	\$ 2,863,906	\$ 1,995,242	\$ 3,103,772	\$ 1,886,139	\$ 3,144,332	\$ 2,598,678

The road fund subsidy in 2017, 2019, and 2021 was significantly higher due to haul-out costs.

As shown in the chart below, over a five-year average (2017-2021), fare box revenue, motor vehicle fuel tax and the WSDOT ferry deficit reimbursement collectively contributed an average of 58 percent of total revenue, while the road fund contributed 42 percent.



There is a 65 percent fare recovery requirement, per Resolution R20100050, amended by R20110382. The current 65 percent methodology states that fare box revenue must equal 65 percent of the five-year average of the adjusted O&M expenditures (refer to Table 1, page 1).

The following chart shows total revenue, by source, for 2021. As shown below, in 2021, fare box revenue, motor vehicle fuel tax and the deficit reimbursement collectively contributed 46 percent of total revenue, while the road fund contributed 54 percent.

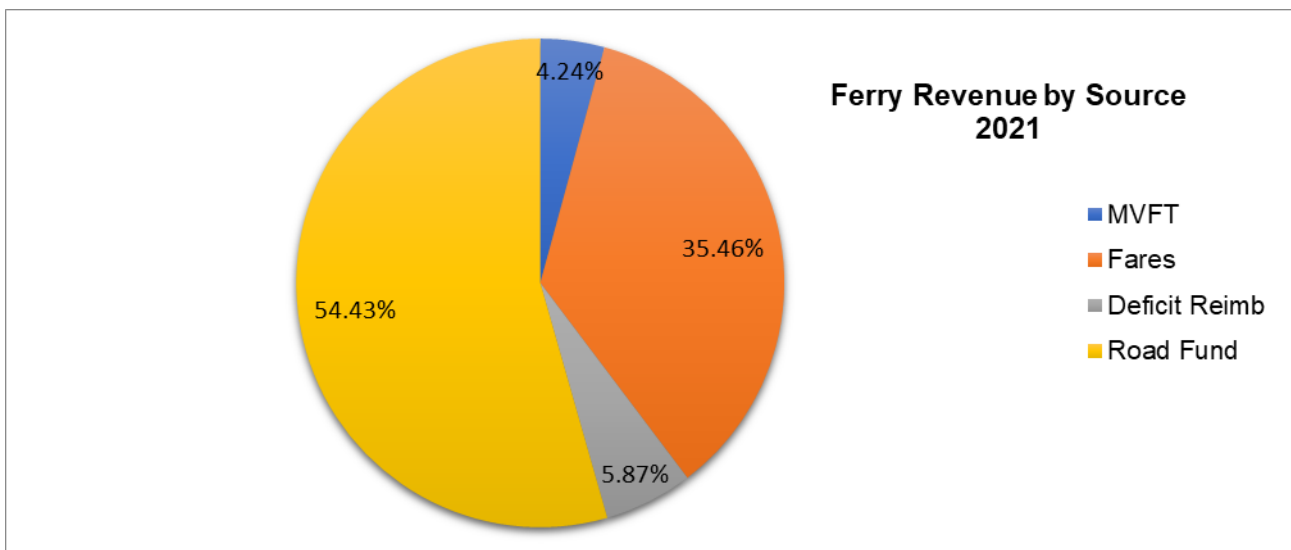
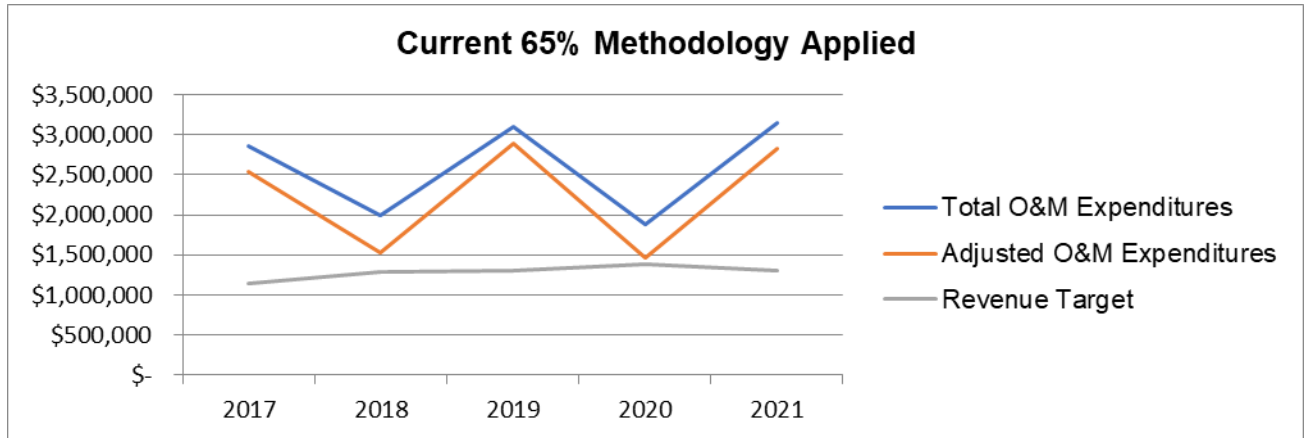


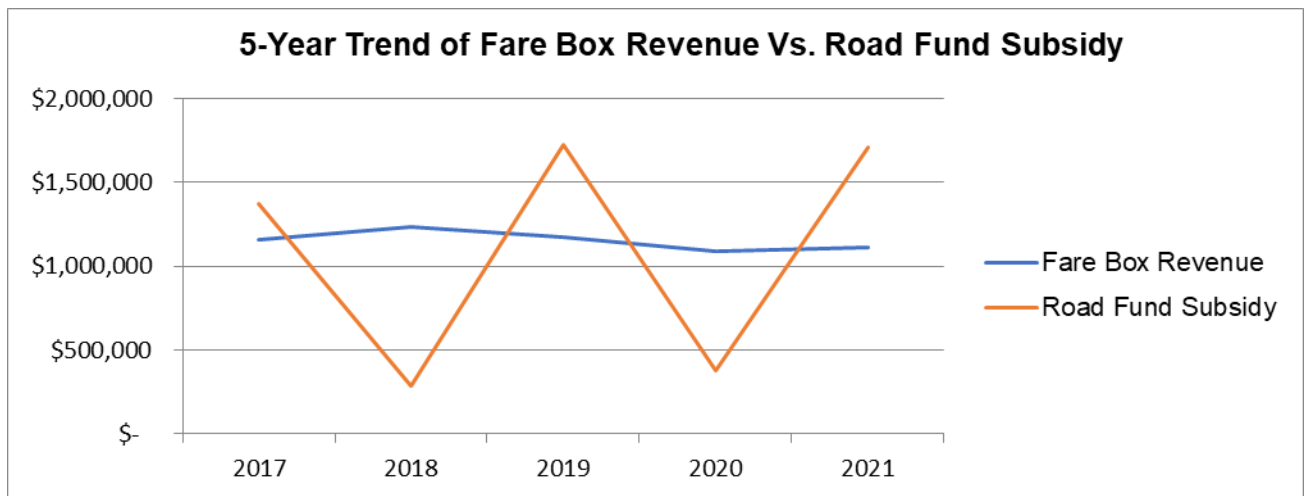
Table 6 shows the total O&M expenditures and the adjusted O&M expenditures from 2017 through 2021. The adjusted O&M expenditures represent total O&M expenditures, less MVFT, less the WSDOT deficit reimbursement. The five-year average of the adjusted O&M expenditures is then multiplied by 65 percent to determine the revenue target.

	2017	2018	2019	2020	2021	5-Year Avg.
Total O&M Exp.	\$ 2,863,906	\$ 1,995,242	\$ 3,103,772	\$ 1,886,139	\$ 3,144,332	\$ 2,598,678
Adjusted O&M Exp.	\$ 2,536,456	\$ 1,520,485	\$ 2,898,533	\$ 1,472,252	\$ 2,862,710	\$ 2,250,887
Revenue Target	\$ 1,144,694	\$ 1,282,491	\$ 1,302,372	\$ 1,386,935	\$ 1,300,624	\$ 1,283,423



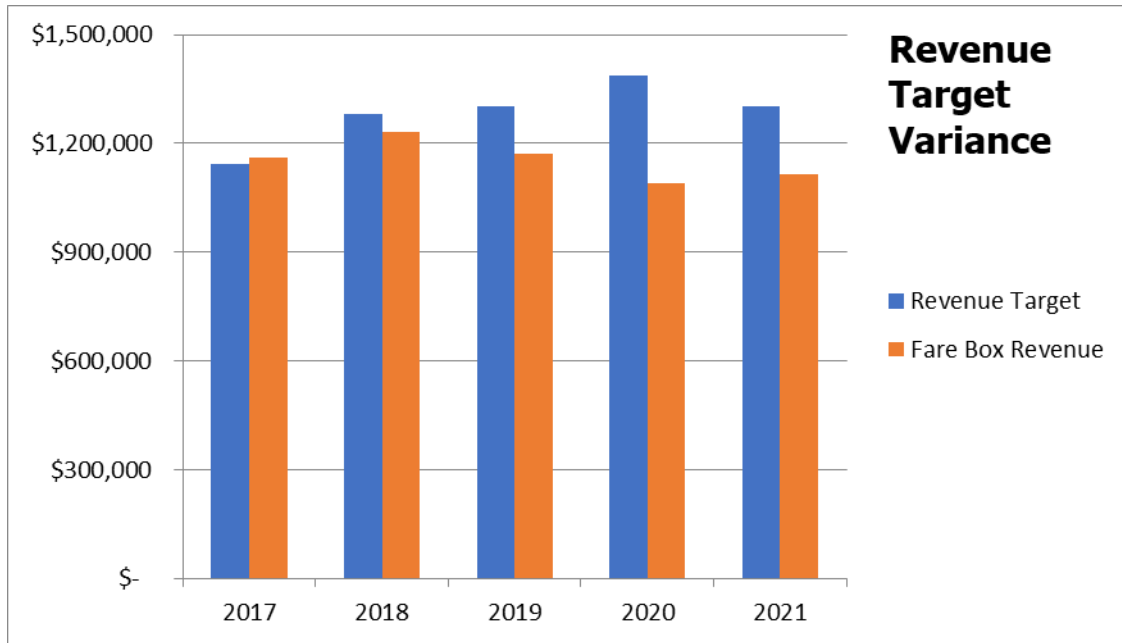
The current, five-year average methodology allows the revenue target to remain relatively stable regardless of whether O&M expenditures increase or decrease in any given year. Therefore, years with higher O&M expenditures result in increased subsidy from the road fund.

	2017	2018	2019	2020	2021
Fare Box Revenue	\$ 1,160,205	\$ 1,232,411	\$ 1,172,643	\$ 1,090,088	\$ 1,115,037
Road Fund Subsidy	\$ 1,376,251	\$ 288,074	\$ 1,725,890	\$ 382,164	\$ 1,711,318



As shown in Table 8, in 2017, fare box revenue exceeded the revenue target by \$15,511. Since 2018, the annual fare box revenue has not met the revenue target.

	2017	2018	2019	2020	2020
Revenue Target	\$ 1,144,694	\$ 1,282,491	\$ 1,302,372	\$ 1,386,935	\$ 1,300,624
Fare Box Revenue	\$ 1,160,205	\$ 1,232,411	\$ 1,172,643	\$ 1,090,088	\$ 1,115,037
Variance	\$ 15,511	\$ (50,080)	\$ (129,729)	\$ (296,847)	\$ (185,587)



On June 18, 2018, the Board of Skagit County Commissioners passed Resolution R20180123, establishing a vessel replacement surcharge. The surcharge, imposed on every fare sold, was implemented August 1, 2018. Table 9 shows the surcharge revenue from 2019 - 2021 and budgeted surcharge revenue for 2022.

2019 Actual	\$ 241,721
2020 Actual	\$ 217,445
2021 Actual	\$ 224,642
2022 Budgeted	\$ 225,000

In accordance with RCW 36.54.200, resulting revenue can only be used for the construction or purchase of ferry vessels, and to pay the principal and interest on bond authorized for the construction or purchase of ferry vessels. This revenue is accounted for separately and is not included in the fare box revenue figures included in this report.

Summary:

The year 2021 was a not a typical year for ferry operations due to the continuing of the COVID-19 pandemic. Operations and maintenance (O&M) expenditures were under budget by 5 percent. A haul-out took place in 2021. More detailed 2021 O&M expenditures are included in Appendix D.

2021 Budget	\$ 3,300,237
<u>2021 O&M Expenditures</u>	<u>\$ 3,144,332</u>
Difference	\$ 155,905

Capital expenditures are not included in this report or in the O&M expenditures shown. Capital expenditures are not reported to the state per [Contract C20170245 between WSDOT and Skagit County](#) for the deficit reimbursement. Section 1.3 of the contract defines allowable reportable O&M expenditures as:

- Routine cost of operating and maintaining the ferry, including salaries, benefits, fuel, supplies, utilities, repairs, inspection, advertising, taxes, small tools, land leases, rentals, postage, printing, etc.
- Routine anticipated replacement of piling, wing-wall facing, repairing docks, etc. which does not extend the useful life, nor increase the efficiency or capacity of an asset.
- Routine dry-docking and associated repairs to maintain the vessel's certification.
- Routine engine repair or rebuilding.
- Other work not defined as capital and agreed to in writing by WSDOT.

Section 1.4 excludes the following from O&M expenditures:

- Depreciation
- Interest
- Other work or repairs that are considered capital in nature.

These contractual definitions are what Skagit County uses to differentiate capital and O&M expenditures.

In 2021, fare box revenue fell short of the revenue target by \$185,857.

2021 Revenue Target	\$ 1,300,624
<u>2021 Fare Box Revenue</u>	<u>\$ 1,115,037</u>
Shortfall	\$ (185,857)

During the evaluation period of this report (2017 through 2021), O&M expenditures averaged \$2,598,678 and the road fund subsidy averaged \$1,096,739. Expenditures were consistently \$500,000 to \$1 million higher in years with haul-outs.

Despite variations in expenditures from year to year, the revenue target has remained relatively stable over the five-year evaluation period. The reason for this stability is the use of a five-year average when calculating the revenue target.

The road fund subsidy ranged between \$288,000 and \$1.7 million; this is due to variations from year to year in expenditures and the relative stability of the revenue target. When expenditures increased to over \$2.5 million in 2017 and over \$3 million in 2019 and 2021, the road fund subsidy was over \$1 million in 2017 and \$1.7 million in 2019 and 2021. In contrast, in 2018 and 2020, expenditures averaged \$1.9 million, and the road fund subsidy was less than \$400,000 each year.

Budgeted expenditures for 2022 are \$2,745,498. A 21-day haul-out is budgeted in 2023 and there is some budget in 2022 for the Contractor to procure long lead time materials and equipment.

Fare box revenue is not projected to meet the 2022 revenue target without a fare increase. However, it is too early to tell if the projected shortfall will be accurate.

2022 Fare Revenue Target	\$ 1,463,031
<u>2022 Budgeted Fare Box Revenue</u>	<u>\$ 1,380,000</u>
Projected Shortfall	\$ (83,031)

Since 2010, there have been two general fare increases on October 1, 2015 and June 1, 2011. It should be noted that fares increased in 2018 for the addition of a vessel replacement surcharge. However, this was not a general fare increase attributable to fare box revenue; therefore, revenue generated from the surcharge is accounted for separately.

Public Works remains committed to implementing electronic fare collection. During the pandemic, the acceptance of cash was eliminated. Accepted forms of payment are credit/debit and punch card. In June 2020, Skagit County implemented the online purchase of punch cards. Although highly requested, the online system is rarely used with only 10-15 percent of all punch card purchase transactions conducted outside the ferry terminal office. Customers currently have the option of purchasing punch cards at the ferry terminal office, online, and by phone or mail.

Recommendations:

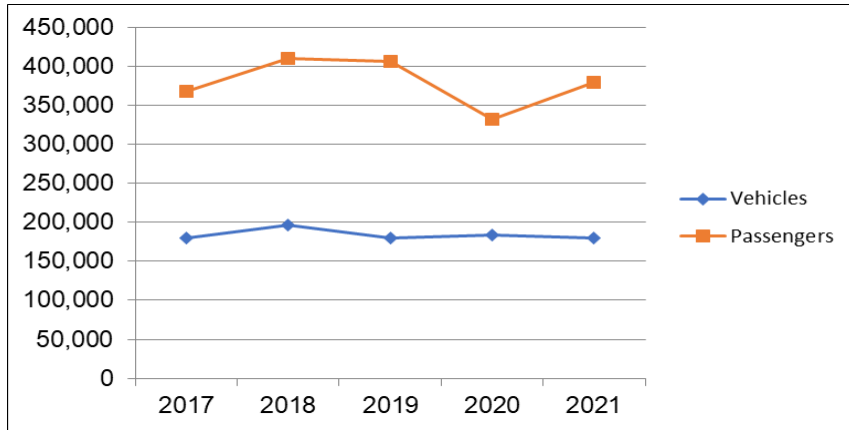
The Public Works Department presented a draft report to the Board of Skagit County Commissioners on June 21, 2022. Future discussions with Public Works leadership, the Commissioners, and other stakeholders are recommended before putting forth any proposals for changes to the fare schedule and/or the revenue target methodology. Skagit County worked with BERK Consulting and KPFF Engineers on the Guemes Island Ferry Operations and Service Study, published January 2021. That report is available on the County's website at [Guemes Island Ferry Operations and Service Study \(skagitcounty.net\)](https://www.skagitcounty.net/OperationsandServiceStudy) and should serve as a guiding document for future discussions.

APPENDIX A

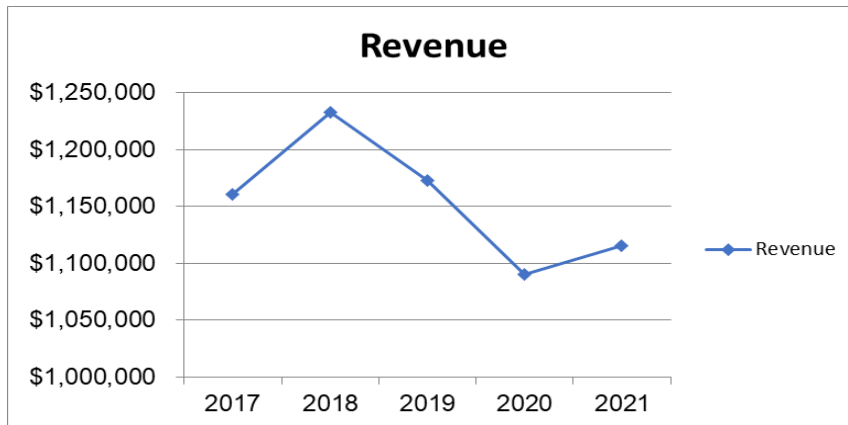
RIDERSHIP & REVENUE STATISTICS

2017 - 2021

Ridership 2017-2021					
	2017	2018	2019	2020	2021
Vehicles	179,642	196,383	179,301	183,852	179,983
Passengers	368,212	410,177	405,887	332,360	379,092



Fare Box Revenue 2017-2021					
	2017	2018	2019	2020	2021
Revenue	\$ 1,160,205	\$ 1,231,829	\$ 1,172,643	\$ 1,090,088	\$ 1,115,037



APPENDIX B

RESOLUTION REFERENCES

R20100050	<u>Resolution rescinding R20040393 & 20080018, directing the formation of a Guemes Island Ferry Operations Public Forum, and reestablishing a Guemes Island Ferry Ticket Fare Methodology</u>
R20110382	<u>Resolution amending R20100050 (At Attachment "A" & "B") and also establishing the administration and Public Works calendar of events for the public forum, and reporting requirements for the Guemes Island Ferry Fare Revenue Target Report</u>
R20150261	<u>Resolution revising the Skagit County Ferry Fare structure and rescinding Resolutions R20110099, R20120139 & R20130190</u>
R20180123	<u>Resolution rescinding R20150261, establishing a vessel replacement surcharge & establishing the Skagit County Ferry fare schedule</u>

APPENDIX C

2021 COUNTY FERRY SYSTEM OPERATION REPORT

COUNTY FERRY SYSTEM OPERATIONS REPORT
 Submitting County: **Skagit** Pertaining to Calendar Year: **2021**

Expenditures	
(*)Operation and Maintenance	\$3,121,225.52
Capital	\$16,836.82
Other Work and Repairs considered Capital	\$0.00
Interest	\$0.00
Depreciation	\$0.00
Total Expenditures	\$3,138,062.34

Revenues	
(*)Ferry Toll Receipts	\$1,114,829.08
Ferry Deficit Reimbursement (334.03 or 336.00)	\$184,560.00
Other Revenues	\$0.00
Total Revenues	\$1,299,389.08

(*)WSDOT / Ferry Deficit Reimbursement - Net Amount Claimed	
(1)O&M(+)	\$3,121,225.52
(2)Tolls(-)	\$1,114,829.08
(3)MVFT(-)	\$133,416.63
Net Claimed	\$1,872,979.81

MVFT General Distribution	(**)CRAB Calculated MVFT Distribution Factor	2.2056
	Total MVFT - County Roads (336.00.89)	\$2,942,637.23
MVFT Attributable to the Ferry System	(**)CRAB Calculated MVFT Distribution Factor w/o Ferry System	2.1056
	(*)CRAB Calculated MVFT Attributable to the Ferry System	\$133,416.63


(*)Utilized by WSDOT to calculate the Pierce, Skagit, and Whatcom County Deficit Reimbursement payments for: 2022
 (**)CRAB provided data


Ferry System - Current and Replacement Values					
VESELS	Year Built	Current Value	Replacement Value	Year Replacement Value Established	IPD Adjusted Replacement Value for Report Year
MV Guemes	1979	\$2,500,000.00	\$17,600,000.00	2022	\$17,318,400.00
FACILITES					
Guemes Dock	2011	\$1,424,008.00	\$1,566,409.00	2022	\$1,541,346.46
Guemes Transfer Span	1979	\$1,317,000.00	\$2,000,000.00	2022	\$1,968,000.00
Guemes Dolphins/Wingwalls	2010	\$954,736.00	\$1,069,304.00	2022	\$1,052,195.14
Guemes Head Frame/tower	1979	\$100,000.00	\$350,000.00	2022	\$344,400.00
Guemes Passenger Shelter	1979	\$1,000.00	\$20,000.00	2022	\$19,680.00
Guemes Parking Lot	1979	\$150,100.00	\$280,000.00	2022	\$275,520.00
Anacortes Dock	2011	\$1,368,182.00	\$1,505,000.00	2022	\$1,480,920.00
Anacortes Transfer Span	1979	\$1,317,000.00	\$2,000,000.00	2022	\$1,968,000.00
Anacortes Breakwater	2019	\$200,000.00	\$462,000.00	2022	\$454,608.00
Anac. Dolphins/ Wingwalls	2014	\$1,100,000.00	\$1,144,000.00	2022	\$1,125,696.00
Anac. Head Frame/Tower	1979	\$100,000.00	\$350,000.00	2022	\$344,400.00
Anac. Terminal Building	2010	\$778,316.00	\$871,714.00	2022	\$857,766.58
Anac. Parking Lots	2004	\$1,067,948.00	\$1,196,102.00	2022	\$1,176,964.37
Anac. Walkway	2010	\$68,481.00	\$76,699.00	2022	\$75,471.82
Ferry System Total Current Value:					\$12,446,771.00
Ferry System Total Replacement Value:					\$30,003,368.35

I hereby certify that the above County Ferry Operations Report is true and accurate and that I have reviewed and approved the report for submission to the County Road Administration Board (CRAB) and the Washington State Department of Transportation - Highways & Local Programs (WSDOT). I hereby acknowledge and accept the Motor Vehicle Fuel Tax (MVFT) Distribution Factors determined by CRAB to calculate the MVFT attributable to the ferry system, and the application of the Implicit Price Deflator for Washington to determine the adjusted system replacement values for the report year.

Consistent with RCW 47.56.725, I certify that the receipts and costs shown in this voucher are true and correct; that the ferry tolls are at least equal to the tolls in place on January 1, 2015, excluding surcharges; that the net amount claimed is due and payable from the County share of the gas tax under the terms of the State/County Interagency Agreement and all applicable laws, rules, and regulations; and, that I am authorized to sign for the claimant.

I hereby certify that the above County Ferry Operations Report is true and accurate and that I have reviewed and approved the report for submission to the County Road Administration Board (CRAB) I hereby acknowledge and accept the Motor Vehicle Fuel Tax (MVFT) Distribution Factors determined by CRAB to calculate the MVFT attributable to the ferry system, and the application of the Implicit Price Deflator for Washington to determine the adjusted system replacement values for the report year.

Signed:  Date: 3/23/2022
 County's Interagency Agreement Program Manager

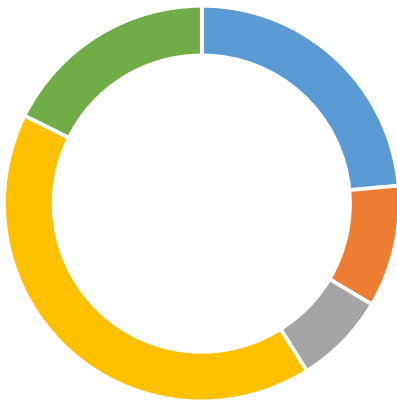
Signed:  Date: 3.24.22
 County Engineer

APPENDIX D

2021 FERRY DIVISION EXPENDITURES

Dept. 0053 - County Roads			
Div. 004 - Ferry			
Expenditures			2021 Actual
		Obj. 510 - Salaries & Wages	\$ 899,302.68
		Obj. 520 - Personnel Benefits	\$ 380,619.76
		Obj. 530 - Supplies/Consumables	\$ 288,846.16
		3120 - Operating Supplies	\$ 153,252.17
		3200 - Fuel	\$ 133,349.18
		3412 - Interfund Parts & Materials	\$ 362.49
		3510 - Small Tools & Minor Equipment	\$ 1,882.32
		Obj. 540 - Services & Pass Through Payments	\$ 1,575,563.42
		4110 - Professional Services	\$ 40,298.69
		4153 - Intergovernmental Professional Services	\$ 2,076.29
		4155 - External Taxes & Ops Assessment	\$ 33,331.51
		4190 - Interfund Information Services	\$ 48,790.49
		4230 - Communications	\$ 8,236.87
		4310 - Travel	\$ 4,153.16
		4361 - Meals	\$ -
		4410 - Advertising	\$ 4,540.59
		4510 - Rentals	\$ 123,470.41
		4511 - Interfund Equipment Rental	\$ 13,686.04
		4610 - Insurance	\$ 121,528.00
		4700 - Utilities	\$ 28,244.23
		4810 - Repairs & Maintenance	\$ 1,063,764.72
		4811 - Interfund Shop Labor	\$ 25,433.97
		4910 - Miscellaneous	\$ 58,008.45
		Obj. 550 - Capital Outlays	\$ -
		6110 - Land Acquisitions	\$ -
		6210 - Buildings and Structures	\$ -
		6310 - Other Improvements	\$ -
		6411 - Equipment > \$5,000	\$ -
		Obj. 560 - Capital Expenditures	\$ 674,830.93
		Total ⁽¹⁾	\$ 3,819,162.95

2021 Expenditures



- Obj. 510 - Salaries & Wages
- Obj. 520 - Personnel Benefits
- Obj. 530 - Supplies/Consumables
- Obj. 540 - Services & Pass Through Payments
- Obj. 550 - Capital Outlays
- Obj. 560 - Capital Expenditures

⁽¹⁾ Source: Skagit County Cayenta Financial System Report 117-4 EXP Bud vs Act 21YE (June 9, 2022)

Cell: F7

Note: 3120 - Operating Supplies:

Office supplies, construction materials & supplies, publications, electrical supplies, paints, lubricants, cleaning supplies, chemicals, filters, etc.

Cell: F8

Note: 3200 - Fuel:

Diesel fuel for the vessel & standby spill response

Cell: F9

Note: 3412 - Interfund Parts & Materials:

Parts & materials purchased from ER&R

Cell: F10

Note: 3510 - Small Tools & Minor Equipment:

Office furniture, tools, shop equipment, wheelhouse electronics & safety supplies

Cell: F12

Note: 4110 - Professional Services:

Professional services provided by outside consultants

Cell: F13

Note: 4153 - Intergovernmental Professional Services:

Professional services provided by other government agencies

Cell: F14

Note: 4155 - External Taxes & Ops Assessment:

DNR lease and excise taxes

Cell: F15

Note: 4190 - Interfund Information Services:

Skagit County IT Department support & equipment

Cell: F16

Note: 4230 - Communications:

Telephones; specifically: terminal land lines, fax line, manager/staff cell phones, iPhones for credit card processing

Cell: F17

Note: 4310 - Travel:

Lodging, mileage, per diem for employee travel/training/haul-out

Cell: F18

Note: 4361 - Meals:

Refreshments for public meetings

Cell: F19

Note: 4410 - Advertising:

Legal notices for projects or advertising for hiring

Cell: F20

Note: 4510 - Rentals:

Passenger-only service & other rentals

Cell: F21

Note: 4511 - Interfund Equipment Rental:

Vehicle & equipment rentals

Cell: F23

Note: 4700 - Utilities:

Water, sewer, garbage, electricity for Anacortes ferry terminal building, docks & facilities

Cell: F24

Note: 4810 - Repairs & Maintenance:

Contracted labor for the repair & maintenance of the vessel, buildings, structures & equipment

Cell: F25

Note: 4811 - Interfund Shop Labor:

ER&R shop mechanic's labor for vessel & equipment repairs & maintenance

Cell: F26

Note: 4910 - Miscellaneous:

Services & supplies for ticketing, uniforms, armored car services, pest control, printing & mailing, laundry, locksmith, conference/training registration fees, USCG documentation fees, association membership fees, merchant services fees, credit card transaction fees, etc.

Cell: F28

Note: 6110 - Land Acquisitions: Costs incurred in the purchase of Land, Easements, Rights of Way. Includes incidental costs such as legal, appraisal, brokerage fees, title fees, land preparation costs, etc.

Cell: F29

Note: 6210 - Buildings and Structures: Costs incurred in the acquisition, construction and improvements of Buildings and Structures that are purchased by the County or constructed using contracted (external) labor and supplies. Includes incidental costs of same.

Cell: F30

Note: 6310 - Other Improvements: Costs incurred in the acquisition, construction or improvement of Bridges, Culverts, Water/Sewer Systems, Fuel Depots, Parking Areas, Roadways, Storm Drains, Lighting Systems, Sidewalks etc. that are purchased by the County or constructed using contracted (external) labor and supplies. Includes incidental costs of same.

Cell: F31

Note: 6411 - Equipment > \$5,000: Purchase of Ferry Machinery and Equipment over \$5,000 including shipping, tax, and any other costs to place equipment in service

Dept. 0053 - County Roads

Div. 004 - Ferry

Expenditures	2021 Actual	2021 Budget
Obj. 510 - Salaries & Wages	\$ 899,302.68	\$ 977,517.00
Obj. 520 - Personnel Benefits	\$ 380,619.76	\$ 380,554.00
Obj. 530 - Supplies/Consumables	\$ 288,846.16	\$ 275,344.00
3120 - Operating Supplies	\$ 153,252.17	\$ 120,000.00
3200 - Fuel	\$ 133,349.18	\$ 138,565.00
3412 - Interfund Parts & Materials	\$ 362.49	\$ 3,000.00
3510 - Small Tools & Minor Equipment	\$ 1,882.32	\$ 13,779.00
Obj. 540 - Services & Pass Through Payments	\$ 1,575,563.42	\$ 1,666,822.00
4110 - Professional Services	\$ 40,298.69	\$ 200,000.00
4153 - Intergovernmental Professional Services	\$ 2,076.29	\$ 15,000.00
4155 - External Taxes & Ops Assessment	\$ 33,331.51	\$ 33,224.00
4190 - Interfund Information Services	\$ 48,790.49	\$ 41,208.00
4230 - Communications	\$ 8,236.87	\$ 10,000.00
4310 - Travel	\$ 4,153.16	\$ 19,000.00
4361 - Meals	\$ -	\$ 150.00
4410 - Advertising	\$ 4,540.59	\$ 2,031.00
4510 - Rentals	\$ 123,470.41	\$ 130,000.00
4511 - Interfund Equipment Rental	\$ 13,686.04	\$ 15,000.00
4610 - Insurance	\$ 121,528.00	\$ 120,800.00
4700 - Utilities	\$ 28,244.23	\$ 27,521.00
4810 - Repairs & Maintenance	\$ 1,063,764.72	\$ 1,000,000.00
4811 - Interfund Shop Labor	\$ 25,433.97	\$ 14,017.00
4910 - Miscellaneous	\$ 58,008.45	\$ 38,871.00
Obj. 550 - Capital Outlays	\$ -	\$ -
6110 - Land Acquisitions	\$ -	\$ -
6210 - Buildings and Structures	\$ -	\$ -
6310 - Other Improvements	\$ -	\$ -
6411 - Equipment > \$5,000	\$ -	\$ -
Obj. 560 - Capital Expenditures	\$ 674,830.93	\$ -
Total	\$ 3,819,162.95	\$ 3,300,237.00